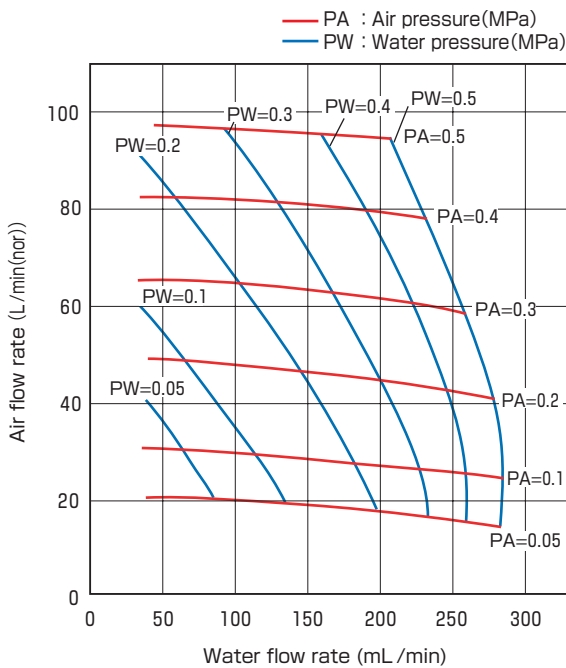


● Performance data

Characteristic curves

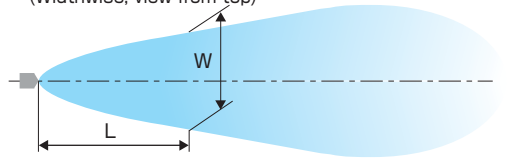
Nozzle model number KSMMS 027115-A15W05



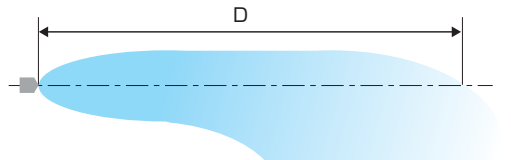
Spray pattern

Nozzle model number KSMMS 027115-A15W05

(Widthwise, view from top)



(Thicknesswise, view from side)

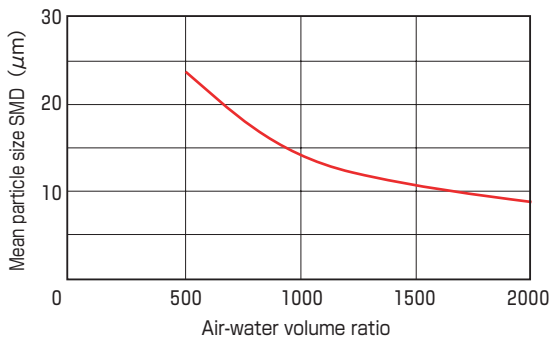
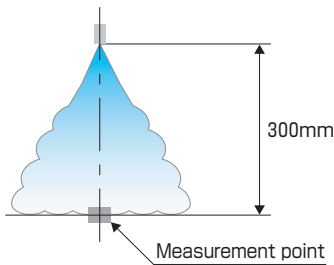


Air pressure (MPa)	Water pressure (MPa)	Air flow rate (L/min (nor))	Water flow rate (mL/min)	Air-water volume ratio	Spray pattern value (mm)		
					D	L	W
0.2	0.1	49	64	766	2500	500	450
						1000	600
						2000	700
0.3	0.2	65	102	637	3000	500	700
						1000	1000
						2000	1300

Air-water volume ratio vs. particle size graph

Nozzle model number KSMMS 027115-A15W05

Water flow rate 50mL/min



Particle size and velocity distribution graph

Nozzle model number KSMMS 027115-A15W05

Air flow rate 75L/min(nor)

Water flow rate 50mL/min

Air-water volume ratio 1500

