


# Burner Nozzles



## ► Features

- Flow rate adjustable within a wide range by controlling the return pressure.
- Uniform atomizing throughout the flow rate range.

## ► Applications

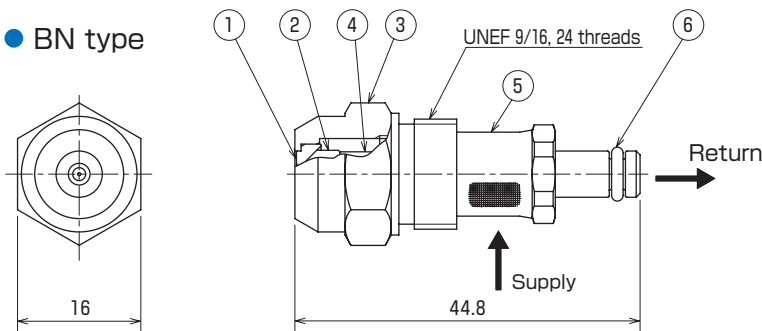
- Water heater (oil-fined) burner.
- Humidification and air conditioning.
- Atomizing of chemicals.

## ► Materials

- Principal parts: Stainless steel
- Nozzle case : Brass
- O-ring : Nitrile rubber

### Shapes and dimensions

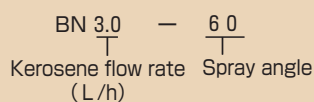
#### ● BN type



| No. | Part name      |
|-----|----------------|
| ①   | Nozzle orifice |
| ②   | Core           |
| ③   | Case           |
| ④   | Core stopper   |
| ⑤   | Filter         |
| ⑥   | O-ring         |

Weight(g) 30

#### ● Model and Model Number representing



#### ● Standard type model number list

Supply pressure: 0.7 MPa

| Model | Model number | Kerosene flow rate (L/h) | Spray angle |
|-------|--------------|--------------------------|-------------|
| BN    | 3.0-60       | 3.0                      | 60°         |
|       | 3.0-80       | 3.0                      | 80°         |
|       | 3.6-60       | 3.6                      | 60°         |
|       | 3.6-80       | 3.6                      | 80°         |
|       | 4.2-60       | 4.2                      | 60°         |
|       | 4.2-80       | 4.2                      | 80°         |
|       | 4.8-60       | 4.8                      | 60°         |
|       | 4.8-80       | 4.8                      | 80°         |
|       | 5.4-60       | 5.4                      | 60°         |
|       | 5.4-80       | 5.4                      | 80°         |
|       | 6.0-60       | 6.0                      | 60°         |
|       | 6.0-80       | 6.0                      | 80°         |

Notes: 1. The kerosene flow rates represent the maximum spray flow rates determined with the return port fully closed.  
2. The spray angles are those of water spraying with the return port fully closed.

#### ● Performance data

##### Flow rate characteristic curves

