

Cat's-eye Nozzles



► Features

- Minimal projection when installed on header. Useful for the very short spray distance or limited connecting space.
- Resistant to clogging due to an almost circular orifice section with an increased minimum orifice diameter.

► Applications

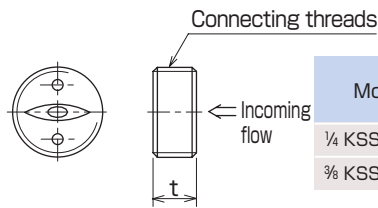
- Washing of rolls, doctors, screens, filters, wires, etc.
- Rotary shower in inlet box.
- Wetting of felt.
- Spraying of roll lubricant.

► Material

- Stainless steel (standard material: SUS303)

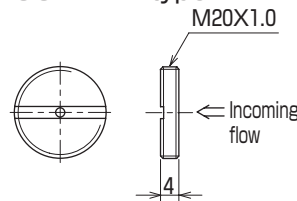
Shapes and dimensions

● KSS...P-A type




Model	Dimension (mm)	Connecting threads	Weight (g)
	t		
1/4 KSS...P-A	5	G 1/4	4
3/8 KSS...P-A	8	G 3/8	10

● KSS...P-B type



Model	Weight (g)
KSS...P-B	8

● Model and Model Number representing



● Standard type model number list

●: Model availability

Connecting threads (Type A)	Model		Model number	Minimum orifice diameter (mm)	Flow rate (L/min) at following pressure (MPa)							Spray angle at following pressure (MPa)			
	KSS...P-A	KSS...P-B			0.05	0.1	0.2	0.3	0.4	0.5	0.7	0.1	0.2	0.3	0.5
1/4 3/8	●	●	00865	1.0	0.33	0.46	0.65	0.80	0.92	1.03	1.22	43°	59°	65°	69°
	●	●	0165	1.1	0.41	0.58	0.82	1.00	1.15	1.29	1.53	43°	59°	65°	69°
	●	●	0265	1.5	0.82	1.15	1.63	2.0	2.3	2.6	3.1	43°	59°	65°	69°
	●	●	0365	1.9	1.22	1.73	2.4	3.0	3.5	3.9	4.6	47°	60°	65°	68°
	●	●	0395	1.8	1.22	1.73	2.4	3.0	3.5	3.9	4.6	83°	92°	95°	98°
	●	●	0565	2.5	2.0	2.9	4.1	5.0	5.8	6.5	7.6	47°	60°	65°	68°
	●	●	0595	2.4	2.0	2.9	4.1	5.0	5.8	6.5	7.6	83°	92°	95°	98°
	●	●	0765	3.0	2.9	4.0	5.7	7.0	8.1	9.0	10.7	52°	61°	65°	68°
	●	●	0795	2.9	2.9	4.0	5.7	7.0	8.1	9.0	10.7	88°	93°	95°	98°
	●	●	1065	3.5	4.1	5.8	8.2	10.0	11.5	12.9	15.3	52°	61°	65°	68°
	●	●	1095	3.3	4.1	5.8	8.2	10.0	11.5	12.9	15.3	88°	93°	95°	98°
	●	●	1265	3.8	4.9	6.9	9.8	12.0	13.9	15.5	18.3	52°	61°	65°	68°
●	●	1295	3.6	4.9	6.9	9.8	12.0	13.9	15.5	18.3	88°	93°	95°	98°	
3/8	●	●	1565	4.3	6.1	8.7	12.2	15.0	17.3	19.4	22.9	52°	61°	65°	68°
	●		1595	4.1	6.1	8.7	12.2	15.0	17.3	19.4	22.9	88°	93°	95°	98°
	●	●	1965	4.8	7.8	11.0	15.5	19.0	21.9	24.5	29.0	52°	61°	65°	68°
	●		1995	4.6	7.8	11.0	15.5	19.0	21.9	24.5	29.0	88°	93°	95°	98°